

NELSON™ HEAT TRACING SYSTEMS

Z1-PLT-LP-M25/-75NPT POWER CONNECTION KIT WITHOUT ENCLOSURE

INSTALLATION INSTRUCTIONS

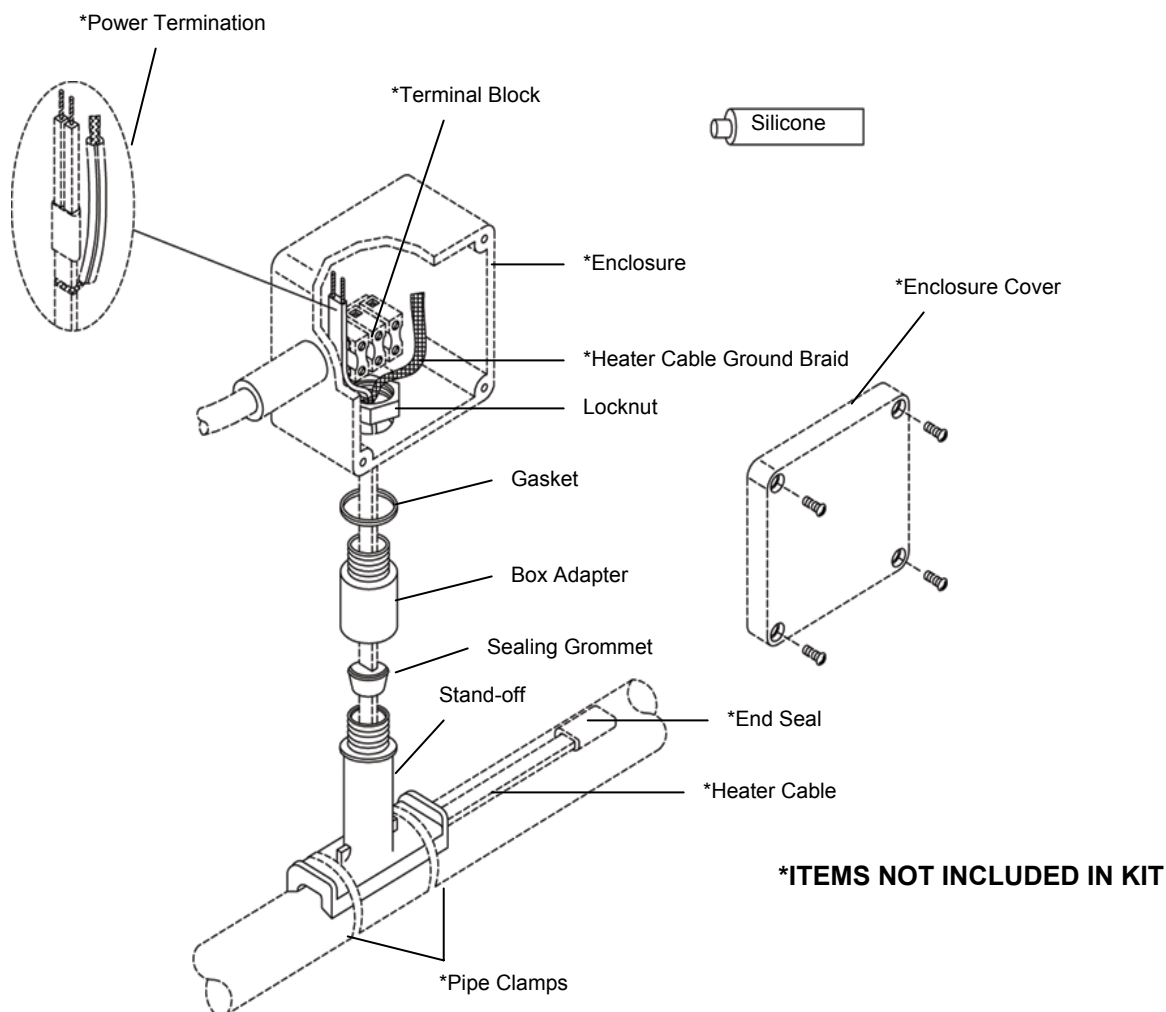
DESCRIPTION

The Z1-PLT-LP Power Connection Kit is designed for terminating one heater cable to customer supplied power wiring. This kit is designed for use with all wattages of Nelson Heat Tracing Systems' LT-J, LT-JT & HLT-J heater cables. The Z1-PLT-LP-M25 provides compatibility to M25 metric thread standard and the Z1-PLT-LP-75NPT provides compatibility to 0.75" NPT thread standard.

Customer supplied EEx e II Certified enclosures with a minimum ingress rating of IP54 must be used with this kit. Customer supplied EEx e II Certified terminal blocks must be used with this kit.

KIT CONTENTS

1 Stand-off	1 Gasket
1 Box Adapter	1 Sealing Grommet
1 Locknut	1 Tube of Silicone



⚠ WARNING:

If nuisance tripping of ground fault breakers occurs due to condensation in the enclosure, electrical connections should be moisture proofed by use of a coating or sealant.

NELSON™ HEAT TRACING SYSTEMS

Z1-PLT-LP-M25/-75NPT POWER CONNECTION KIT

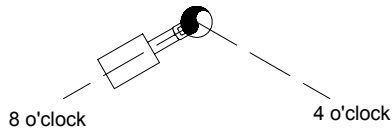
WITHOUT ENCLOSURE

INSTALLATION INSTRUCTIONS

STAND-OFF POSITIONING

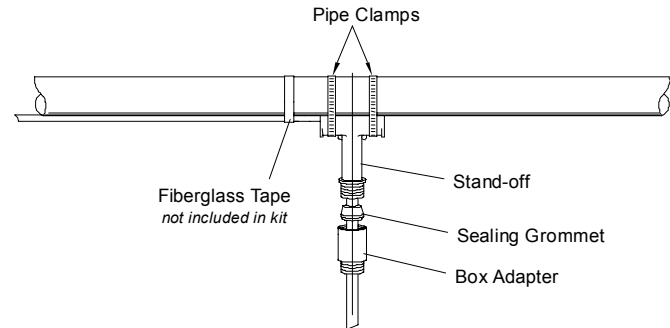
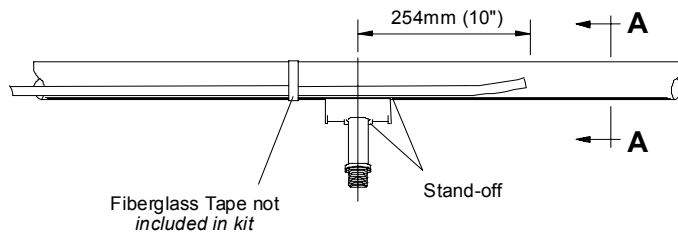
Section View A A

(recommend installing at the
4 or 8 o'clock positions)



WARNING:

Do not place pipe clamps
over heater cable.



- 1) Mark pipe where stand-off will be mounted. See diagram above.
- 2) Push heater cable through the bottom opening of stand-off.
- 3) Place stand-off on the pipe and fasten with pipe clamps.
- 4) Slide the sealing grommet over the heater cable and position inside stand-off opening.
- 5) Apply silicone around the heater cable on top of the sealing grommet and fill any voids in sealing grommet.
- 6) Slide the box adapter over the heater cable and tighten securely to stand-off.
- 7) Apply silicone around the locknut and threads of the box adapter to secure the assembly.

Nelson Heat Tracing Systems products are supplied with a limited warranty. Complete Terms and Conditions may be found on Nelson's website at www.nelsonheaters.com.